

PDC-121050 12 Volt 105.0 AH @ 20-hr. rate
95.0 AH @ 10-hr. rate

Rechargeable Sealed Lead Acid Battery
PDC SERIES AGM DEEP CYCLE



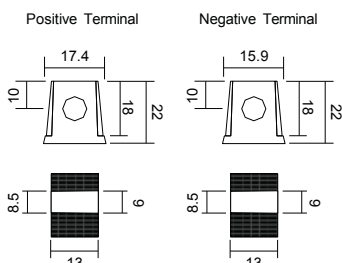
Features

- Absorbent Glass Mat (AGM) technology for superior performance
- Valve regulated, spill proof construction allows safe operation in any position
- Oversize negative plates and a specialized paste formulation provide true deep cycle performance.
- Special additives in the paste ensure superior performance in deep discharge situations.
- Power/volume ratio yielding unrivaled energy density
- Rugged impact resistant ABS case and cover (UL94-HB)
- Approved for transport by air. D.O.T., I.A.T.A., F.A.A. and C.A.B. certified
- U.L. recognized under file number MH 20845

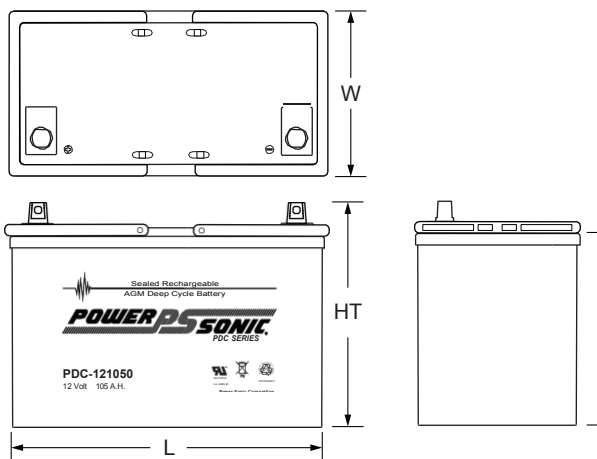
Terminals

(mm)

- U: Universal terminals: Heavy-duty posts with 'nut & bolt' fasteners



Physical Dimensions: in (mm)



L: 12.01 (305) W: 6.61 (168) H: 8.27 (210) HT: 9.02 (229)

Tolerances are +/- 0.04 in. (+/- 1mm) and +/- 0.08 in. (+/- 2mm) for height dimensions. All data subject to change without notice.

Performance Specifications

Nominal Voltage 12 volts (6 cells)

Nominal Capacity

20-hr. (5.25A to 10.50 volts)	105.0 AH
10-hr. (9.5A to 10.50 volts)	95.0 AH
8-hr. (11.6A to 10.50 volts)	93.0 AH
5-hr. (16.8A to 10.20 volts)	84.0 AH
1-hr. (61.8A to 9.00 volts)	61.8 AH
15-min. (188.8A to 9.00 volts)	47.2 AH

Approximate Weight 65.27 lbs. (29.6 kg)

Energy Density (20-hr. rate) 1.76 W-h/in³ (107.78 W-h/l)

Specific Energy (20-hr. rate) 19.31 W-h/lb (42.56 W-h/kg)

Internal Resistance (approx.) 5 milliohms

Max Discharge Current (7 Min.) 306.3 amperes

Max Short-Duration Discharge Current (10 Sec.) 983.0 amperes

Shelf Life (% of nominal capacity at 68° F (20° C))

1 Month	97%
3 Months.....	91%
6 Months	83%

Operating Temperature Range

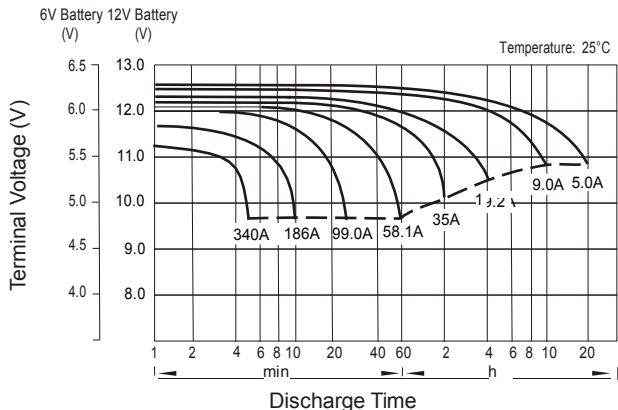
Charge.. -4° F (-20° C) to 122° F (50° C)

Discharge..... -40° F (-40° C) to 140° F (60° C)

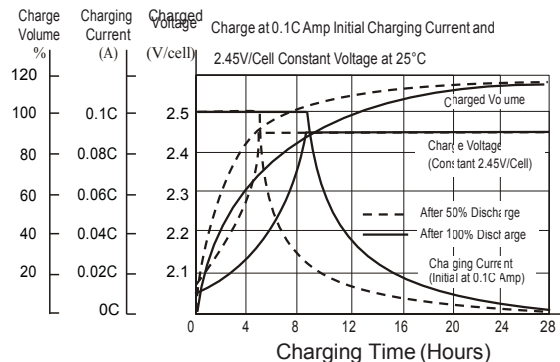
Case ABS Plastic

Power-Sonic Chargers PSC-1210000A-C

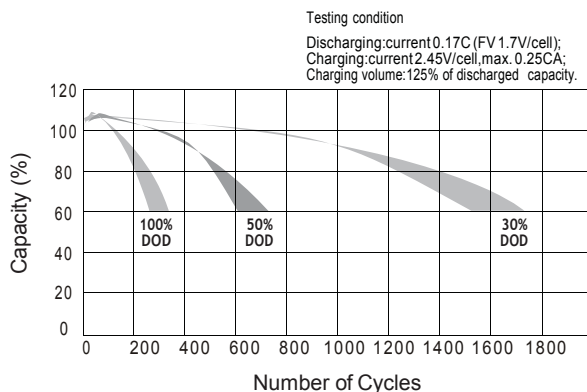
Discharge Characteristics



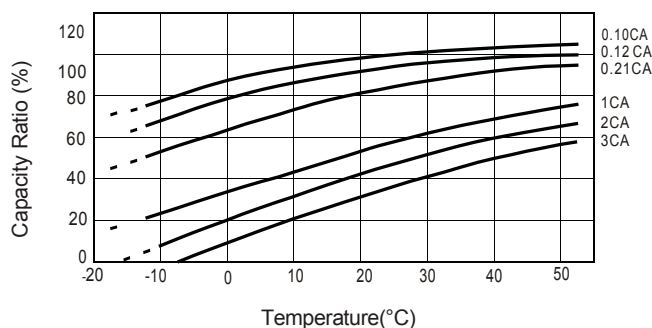
Charging Characteristics (Cycle Use)



Cycle Life in Relation to Depth of Discharge



Temperature Effects in Relation to Battery Capacity



Charging

Cycle Applications: Limit initial current to 27A. Charge until battery voltage (under charge) reaches 14.4 to 14.7 volts at 68°F (20°C). Hold at 14.4 to 14.7 volts until current drops to under 1000mA. Battery is fully charged under these conditions, and charger should be disconnected or switched to “float” voltage.

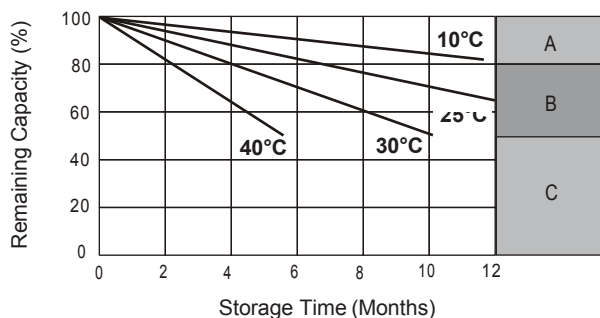
“Float” or “Stand-By” Service: Hold battery across constant voltage source of 13.5 to 13.8 volts continuously. When held at this voltage, the battery will seek its own current level and maintain itself in a fully charged condition.

Note: Due to the self-discharge characteristics of this type of battery, it is imperative that they be charged within 6 months of storage, otherwise permanent loss of capacity might occur as a result of sulfation.

Chargers

Power-Sonic offers a wide range of chargers suitable for batteries up to 100AH. Please refer to the Charger Selection Guide in our specification sheets for “C-Series Switch Mode Chargers” and “Transformer Type A and F Series”. Please contact our Technical department for advice if you have difficulty in locating suitable models.

Self Discharge Characteristics



- A** No supplementary charge required (Carry out supplementary charge before use if 100% capacity is required.)
- B** Supplementary charge required before use. Optional charging way as below:
 1. Charged for above 3 days at limited current 0.25CA and constant voltage 2.25V/cell.
 2. Charged for above 20 hours at limited current 0.25CA and constant voltage 2.45V/cell.
 3. Charged for 8~10 hours at limited current 0.05CA.
- C** Supplementary charge may often fail to recover the capacity. The battery should never be left standing till this is reached

Further Information

Please refer to our website www.power-sonic.com for a complete range of useful downloads, such as product catalogs, material safety data sheets (MSDS), ISO certification, etc..

Contact Information



DOMESTIC SALES
 Tel: (07) 3386 1102
 Fax: (07) 3102 9913
sales@spb.net.au

www.sealedperformance.com.au
 1 Ant Road, Yatala
 Brisbane QLD 4207

